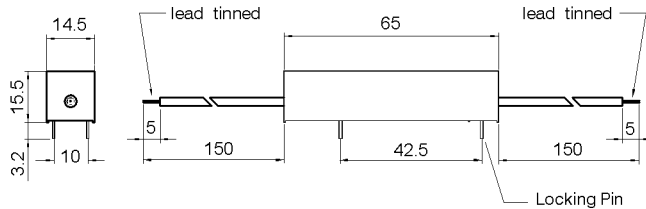


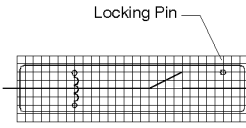
Products for tomorrow...

DIMENSIONS (mm)

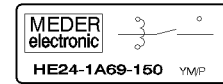


LAYOUT

pitch 2.5 mm/Top view



MARKING



PINS

Pins: Ø0.8 mm
 L = 3.2±0.3 mm
 Material: Cu-alloy tinned

CABLE

silicone high-voltage wire AWG20
 UL-Style 3239
 L = 150 mm

MARKING

MEDER-Label
 Type/Layout
 Production code,
 EN60062/Factory code



Coil Data at 20 °C	Conditions	Min	Typ	Max	Unit
Coil resistance		420	465	512	Ohm
Coil voltage			24		VDC
Rated power			1.240		mW
Thermal Resistance			24		K/W
Pull-In voltage				18	VDC
Drop-Out voltage		3,5			VDC

Contact data 69	Conditions	Min	Typ	Max	Unit
Contact-form		A			
Contact-material		Tungsten			
Contact rating	Any DC combination of V & A not to exceed their individual max.'s			50	W
Switching voltage	DC or Peak AC			10.000	V
Switching current	DC or Peak AC			3	A
Carry current	DC or Peak AC			5	A
Contact resistance static	measured with nominal voltage at 20 °C			150	mOhm
Insulation resistance	RH <45 %, 100 V test voltage	10			GOhm
Breakdown voltage	according to IEC 255-5	15.000			VDC
Release time	measured with no coil excitation			1,5	ms
Operate time incl. bounce	measured with nominal voltage at 20 °C			3	ms
Capacitance	@ 10 kHz across open switch		0,8		pF

Special Product Data	Conditions	Min	Typ	Max	Unit
Insulation resistance Coil/Contact	RH <45%, 200 VDC test voltage	1.000			GOhm
Dielectric Strength Coil/Contact	according to IEC 255-5	11			kV AC
Housing material		Polycarbonat			
Sealing compound		Polyurethan			
Connection pins		cu-alloy tinned			
Number of contacts		1			



Products for tomorrow...

Europe: +49 / 7731 8399 0 | Email: info@meder.com
USA: +1 / 508 295 0771 | Email: salesusa@meder.com
Asia: +852 / 2955 1682 | Email: salesasia@meder.com

Item No.:
8524169150
Item:
HE24-1A69-150

Environmental data	Conditions	Min	Typ	Max	Unit
Shock	1/2 sine wave duration 11ms			50	g
Vibration	from 10 - 2000 Hz			20	g
Operating temperature		-20		70	°C
Storage temperature		-35		105	°C
Soldering temperature	wave soldering max. 5 sec.			260	°C
Washability		fully sealed			

Modifications in the sense of technical progress are reserved

Designed at: 29.06.09 Designed by: WKOVACS
Last Change at: Last Change by:

Approval at: 29.06.09 Approval by: KOLBRICH
Approval at: Approval by:

Version: 02