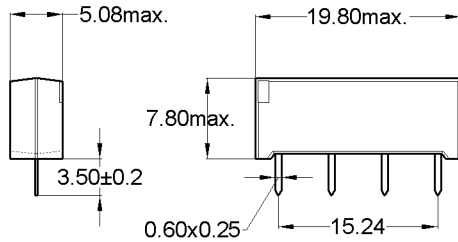
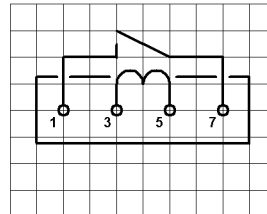


*Products for tomorrow...*

### Dimensions

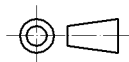
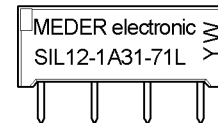


### Layout 71L Pitch 2.54 / Top View



### Marking

Type - Layout  
 Production-Code  
 EN60062



unspecified tolerances  $\pm 0.1\text{mm}$   
 nicht spezifizierte Toleranzen  $\pm 0.1\text{mm}$

Coil Data at 20 °C	Conditions	Min	Typ	Max	Unit
Coil resistance		450	500	550	Ohm
Coil voltage			12		VDC
Rated power			288		mW
Pull-In voltage				8,4	VDC
Drop-Out voltage		1,8			VDC

Contact data 31	Conditions	Min	Typ	Max	Unit
Contact rating	Any DC combination of V & A up to 500V max. 50W, with 1000V max. 5W			50	W
Switching voltage	DC or Peak AC			500	V
Switching current	DC or Peak AC			2	A
Carry current	DC or Peak AC			2	A
Contact resistance static	Measured with 40% overdrive Start Value			80	mOhm
Insulation resistance	RH <45 %, 100 V test voltage	100			GOhm
Breakdown voltage	according to EN 60255-5	2			kV DC
Operate time incl. bounce	measured with 40% overdrive			1,2	ms
Release Time	measured with no coil excitation			1	ms
Capacity	@ 10 kHz across open switch		0,3		pF

Special Product Data	Conditions	Min	Typ	Max	Unit
Number of contacts				1	
Contact - form				A - NO	
Dielectric Strength Coil/Contact	according to EN 60255-5	2			kV DC
Insulation resistance Coil/Contact	40°C, 95% R.H.	1			TOhm
Housing material				epoxy resin	
Connection pins				FeNi-alloy tin plated	
Reach / RoHS conformity				yes	
Approval				UL File No. NRNT2.E156887	
Approval				UL File No. NRNT8.E156887	

Environmental data	Conditions	Min	Typ	Max	Unit
Shock	1/2 sine wave duration 11ms			50	g
Vibration	from 10 - 2000 Hz			20	g

Modifications in the sense of technical progress are reserved

Designed at: 06.09.07 Designed by: THAUKE  
 Last Change at: 18.01.12 Last Change by: CRUF

Approval at: 06.09.07 Approval by: RRIPL  
 Approval at: 18.01.12 Approval by: CRUF

Version: 7



*Products for tomorrow...*

Europe: +49 / 7731 8399 0 | Email: info@meder.com  
USA: +1 / 508 295 0771 | Email: salesusa@meder.com  
Asia: +852 / 2955 1682 | Email: salesasia@meder.com

Item No.:  
**3312131071**  
Item:  
**SIL12-1A31-71L**

Environmental data	Conditions	Min	Typ	Max	Unit
Operating temperature		-20		70	°C
Storage temperature		-35		95	°C
Soldering temperature	wave soldering max. 5 sec.			260	°C
Washability		fully sealed			

General data	Conditions	Min	Typ	Max	Unit
Packaging					

Modifications in the sense of technical progress are reserved

Designed at: 06.09.07    Designed by: THAUKE  
Last Change at: 18.01.12    Last Change by: CRUF

Approval at: 06.09.07    Approval by: RRIPPL  
Approval at: 18.01.12    Approval by: CRUF

Version: 7